

ANEXO B


Unidade do Livro Didático 1

Office ... or living room?

Vocabulary Furniture in an office or living room

Grammar Prepositions of location

Speaking Telling someone where things are in a room



Getting started

1 PAIRS. Write the numbers of the pictures next to the correct words.

an armchair ____	a bookcase ____	a cabinet ____	a calendar <u>1</u>
a chair ____	a computer ____	a desk ____	a lamp ____
a plant ____	a printer ____	a sofa ____	a stereo ____
a table ____	a telephone ____	a wastebasket ____	a window ____

2 Listen and check your answers.

Pronunciation

- 3 Listen to the words. Notice the number of syllables and the stress. Write each word in the correct group.

○	○ ○	○ ○ ○	○ ○ ○
chair lamp	armchair		

- 4 Listen and check your answers. Then listen again and repeat.
- 5 PAIRS. Take turns pointing to an item in the picture on page 30.

What's this?

It's a table.

Listening

- 6 Listen to Christine talk to two moving men. Look at the picture on page 30. Check (✓) the items of furniture that you hear.



- 7 Listen again. Underline the words to make the sentences true.
- Christine is / isn't sure about where she wants the furniture.
 - Christine wants to use the room as a living room / home office.

Grammar focus

1 Study the examples of prepositions of location.

Put the desk **in front of** the window.
 I'd like the computer **on** the desk, please.
 Put the plant **next to** the sofa.
 Put the armchair **opposite** the desk.

The calendar is **above** the sofa.
 There's a stereo **in** the cabinet.
 The wastebasket is **under** the desk.

2 Look at the examples again. Where is the ball? Write the correct preposition for each picture.

Prepositions of location

1. next to 2. above 3. _____


4. _____ 5. _____ 6. _____ 7. _____

Grammar Reference page 144

3 PAIRS. Say a sentence. Look at the picture. Say the sentence again with the correct preposition.

A: *There's a table opposite the door.*
 B: *No. There's a table next to the door.*


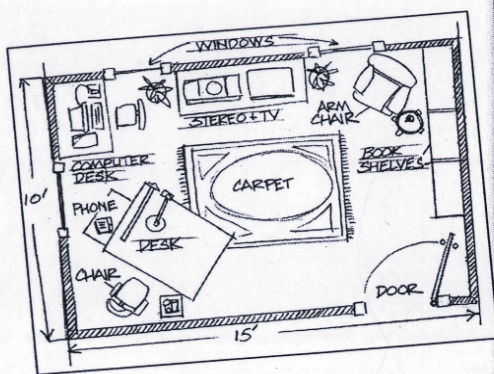
1. There's a table ^{next to} ~~opposite~~ the door.
2. The telephone is in front of the desk.
3. There's a wastebasket next to the desk
4. I put the stereo on the cabinet.
5. There's a plant in front of the sofa.
6. The printer is next to the desk.
7. There's a cabinet above the bookcase.
8. I put my favorite armchair next to the desk.
9. There's a calendar opposite the sofa.



Speaking

- 4 **BEFORE YOU SPEAK.** Think about your office or living room. Draw windows, the door, and one piece of furniture in the room. Then exchange books with a partner.

My floor plan for _____.



- 5 **PAIRS.** Take turns describing your office or living room. Describe the things in your room. Use prepositions to talk about their locations. Your partner will draw the furniture and objects on the floor plan in your book.

There's a table in front of the sofa. Opposite the sofa, there's...

- 6 Show the floor plan to your partner when you're finished. Is everything in the right place?

Writing

- 7 Draw a floor plan of an office or living room you know and write a description of it. Use the prepositions of location from this unit.

CONVERSATION TO GO

A: Where is the phone?
 B: It's on the desk—I think.

